

PANDUAN SUBMIT CALL FOR PAPER THALAMUS 2025

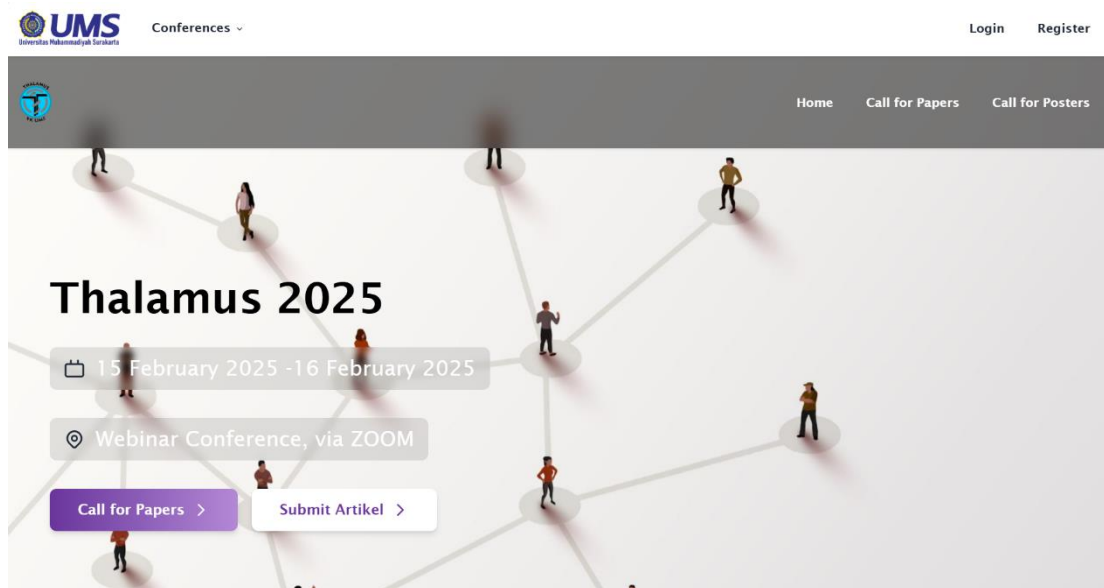
Panduan ini dibuat sebagai petunjuk bagi peserta Call for Paper yang hendak mengunggah abstrak maupun naskah full paper agar menjadi lebih mudah dan berjalan dengan lancar.

Tahap Persiapan

1. Pastikan komputer/laptop yang akan dipakai untuk mendaftar telah terkoneksi internet dengan cukup baik dan terdapat aplikasi web browser yang bisa digunakan (misalnya: Mozilla Firefox, Safari, Chrome, dan sebagainya).
2. Jika ingin mengunggah abstrak maupun naskah full paper sebagai peserta Call For Paper, pastikan bahwa naskah yang akan diunggah sesuai dengan ketentuan file seperti pada teknis kegiatan yang terdapat pada website <https://conferences.ums.ac.id/thalamus/scheduled/2025>


Tahap Mengunggah Naskah Full Paper

1. Setelah membuka alamat <https://conferences.ums.ac.id/thalamus/scheduled/2025> akan muncul halaman awal sebagai berikut, lalu pilih opsi “Submit Artikel”.



2. Lakukan pembuatan akun dengan cara melakukan registrasi terlebih dahulu dengan memilih opsi “Register”.



 [Home](#) [Call for Papers](#) [Call for Posters](#)

Login

Welcome back! Please enter your credentials.


Email *

Password *

☐ Remember me [Forgot password?](#)

or

3. Kemudian silakan lengkapi data informasi pada formulir pendaftaran. Jika sudah, silakan pastikan bagian author sudah tercentang kemudian klik "Register".

[Home](#) > [Register](#) 

Register

Given Name *

Family Name

Affiliation

Country

Phone

International format, e.g., +6281234567890

Email *

Password *

Password Confirmation *

Register as *

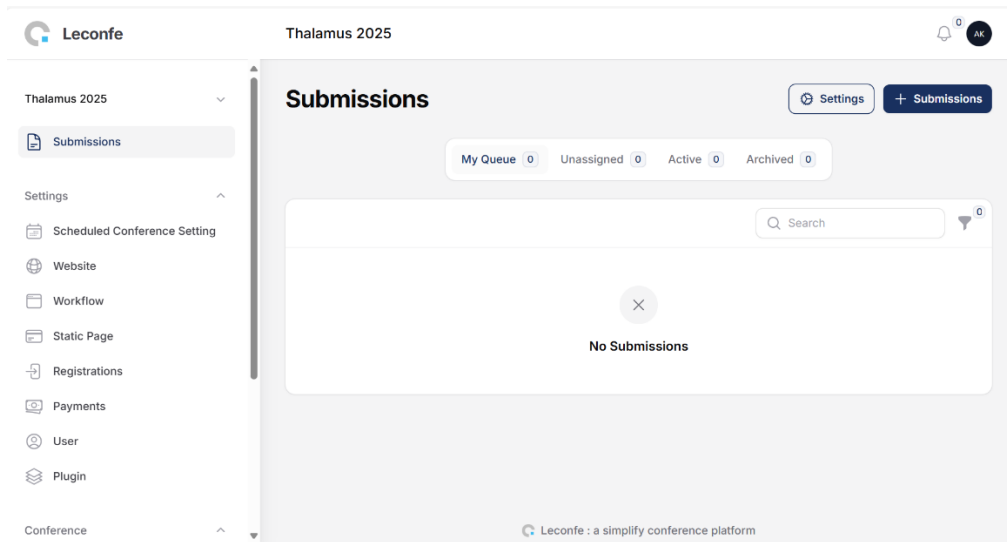
☐ Reader

☐ Author

☐ I accept and approve according to Privacy Statement.

4. Setelah log in (masuk) kemudian akan muncul halaman seperti dibawah ini. Kemudian, klik "Submission".





5. Untuk pengiriman file - Langkah 1, Isi Judul dan pastikan sudah mencentang persetujuan persyaratan, serta pastikan mengirimkan artikel sebagai author dengan mencentang bagian authors pada "Submit as".

Make a Submission

Before You Begin

Thank you for submitting to test. You will be asked to upload files, identify co-authors, and provide information such as the title and abstract.

Please read our Submission Guidelines if you haven't already. When filling out the forms, provide as many details as possible to help our editors evaluate your work.

Once you begin, you can save your submission and come back to it later. You will be able to review and correct any information before you submit.

Title *

Submission Checklist

All submissions must meet the following requirements.

- The submission has not been previously published, nor is it under consideration by another journal (or an explanation has been provided in Comments to the Editor).
- The submission file is in OpenOffice, Microsoft Word, or RTF document file format.
- Where available, URLs for the references have been provided.
- The text is single-spaced; uses a 12-point font; employs italics rather than underlining (except with URL addresses); and all illustrations, figures, and tables are placed within the text at the appropriate points, rather than at the end.
- The text adheres to the stylistic and bibliographic requirements outlined in the Author Guidelines.

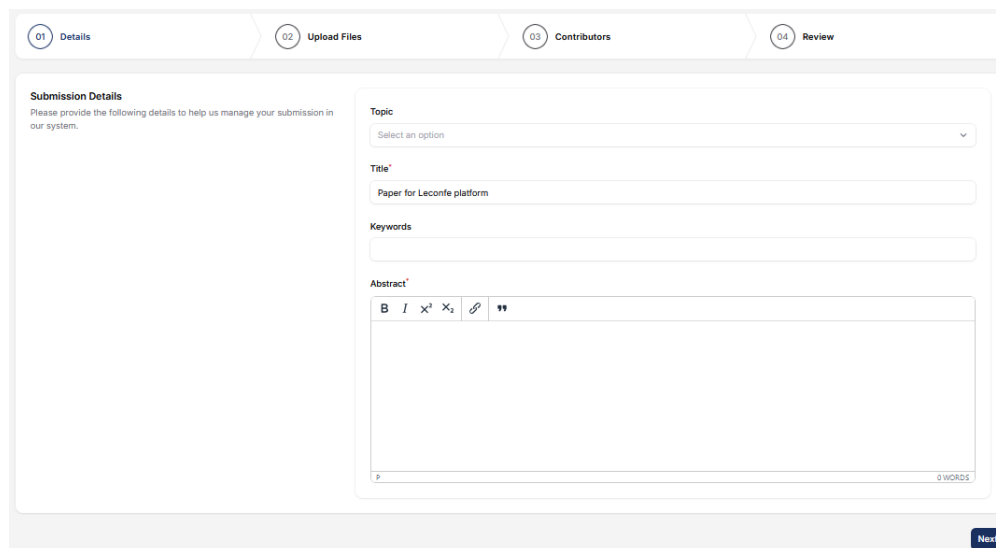
☐ Yes, my submission meets all of these requirements.*

Privacy Consent

☐ Yes, I agree to have my data collected and stored according to the privacy statement.*

Save

6. Langkah 2, isi dan lengkapi data informasi mengenai artikel Anda seperti topik, judul, kata kunci dan abstrak. Untuk topik silakan disesuaikan dengan "Topik of interest" yang sudah ada pada guideline peserta.



Submission Details
Please provide the following details to help us manage your submission in our system.

Topic
Select an option

Title*
Paper for Leconfe platform

Keywords

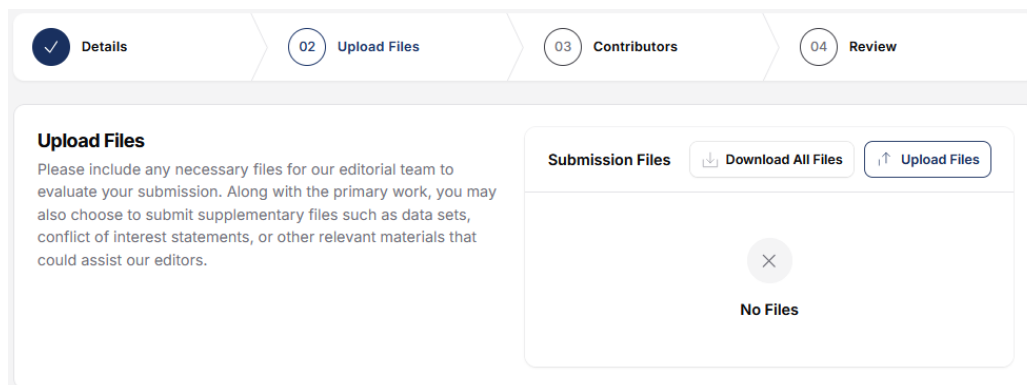
Abstract*

B I \times^2 \times_2 $\text{\textcircled{R}}$ \textregistered

0 WORDS

Next

7. Langkah 3, unggah file abstrak maupun naskah full paper dan pilih tipe artikel yang Anda kirim. Sebelum menyimpan berkas yang diunggah, pastikan status proses pengunggahan telah selesai. Kemudian klik "Submit".



Upload Files
Please include any necessary files for our editorial team to evaluate your submission. Along with the primary work, you may also choose to submit supplementary files such as data sets, conflict of interest statements, or other relevant materials that could assist our editors.

Submission Files [Download All Files](#) [Upload Files](#)

No Files

- ✓ Details

✓ Upload Files

03 Contributors

04 Review

Contributors

Please provide information for all contributors involved in this submission.

Contributors

New Contributor

×

No authors

No Contributors

- Tahap terakhir, cek dan pastikan semua data yang sudah dimasukkan. Kemudian Klik “Submit”

✓ Details

✓ Upload Files

✓ Contributors

04 Review

Review and Submit

Before submitting, please check the information you have entered and make any necessary changes by clicking the edit button at the top of each section.

After you submit, one of our editorial team members will be assigned to review your submission. It is important that you enter the details as accurately as possible.

Edit Submission

Details

Title

Paper for Leconfe platform

Keywords

No information has been provided.

Abstract

Lorem Ipsum is simply dummy text of the printing and typesetting industry. Lorem Ipsum has been the industry's standard dummy text ever since the 1500s, when an unknown printer took a galley of type and scrambled it to make a type specimen book. It has survived not only five centuries, but also the leap into electronic typesetting, remaining essentially unchanged.

- Proses pengiriman selesai dan pastikan sudah muncul gambar seperti di bawah ini

Submission complete

You have submitted your submission, and an email has been sent to notify you. The manager will review your submission and send you another email once they are done.

Go to [Submissions Page](#) to check the status of your submission.